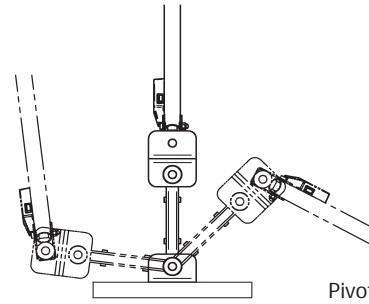


Wall Lift

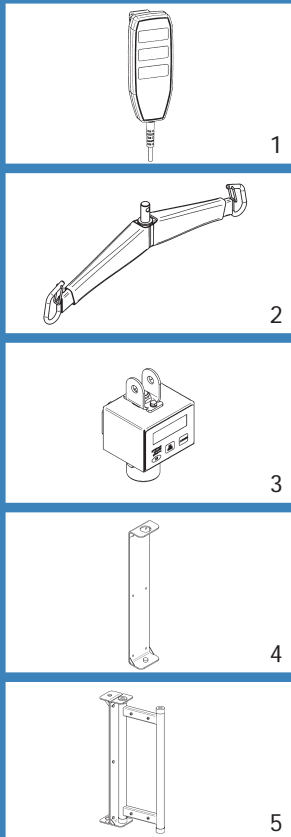
# PRODUCT	DESCRIPTION	MARKET
#ERGOLIFT-WL	Wall Mounted lift & fastening plate	North America
#ERGOLIFT-WL-CE	Wall Mounted lift & fastening plate	Europe
#ERGOLIFT-WL-UK	Wall Mounted lift & fastening plate	United Kingdom



Pivoting extension

# Ergolift-WL

Lifting capacity:  
350 lb / 160 kg / 25.04 st



√ = Included / O = Optional

# PART	DESCRIPTION	#ERGOLIFT-WL	#ERGOLIFT-WL-CE	#ERGOLIFT-WL-UK
1	#A6800 Hand control	√	√	√
2	#A5466 Spreader bar	√	√	√
3	#700.00510 Scale Unit	O	O	O
4	#A4560 Fixation plate	O	O	O
5	#A4580 Fastening plate	O	O	O

SUGGESTED SLINGS & STRETCHERS	Hammock & Hammock 6	Hygienic	Quick Fit	Band	Chest	Total transfer	Combi	Repositioning	Bariatric	Walking	Soft	Universal	Morgue
	Slings											Stretchers	
	√	√	√				√						

(For more details, look into the Sling Section)

### FEATURES

Weight	13.5 kg / 30 lb / 2.14 st
Lifting capacity	160 kg / 350 lb / 25.04 st
Soft start & stop movement	
360 degrees patient rotation capability	

### SAFETY FEATURES

Dual controls	
Emergency Shut-Off	
Manual emergency lowering device	Slowly drop to the desired level
Water resistant hand control	
Water resistant electronics and circuit board	

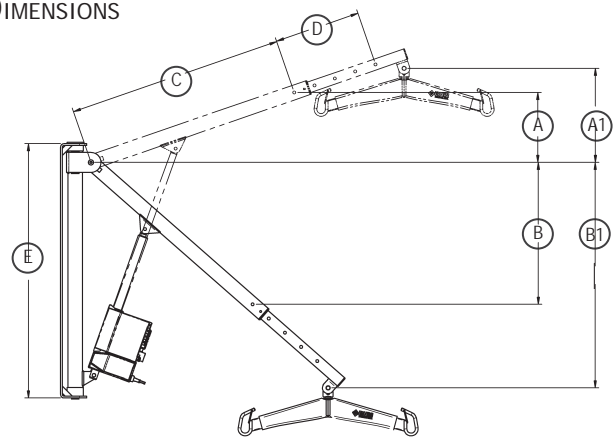
### TECHNICAL SPECIFICATIONS

CSA, UL & CE approved	
-----------------------	--

### BASE

Material	Steel
Cab	Fire retardant plastic
Finish	Powder Coat White

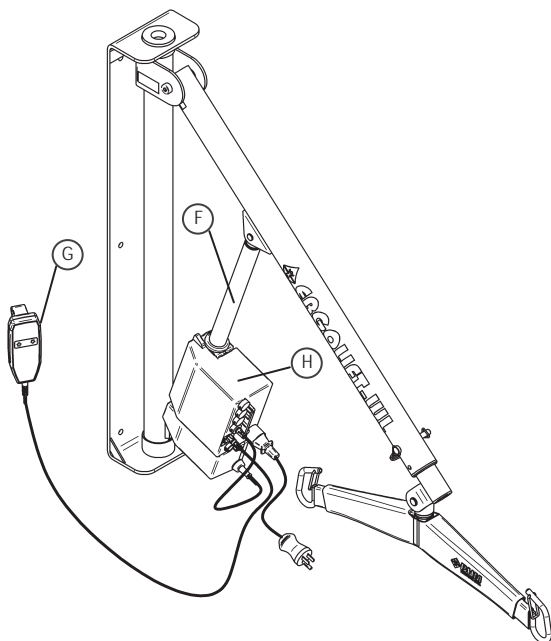
### DIMENSIONS



### DIMENSIONS

	cm	in
A	30	12
A1	41	16
B	53	21
B1	75	29
C	84	33
D	30	12
E	79	35

### COMMON SPARE PARTS



### COMMON SPARE PARTS

F	#E4500	Actuator
G	#A0093	Hand control
H	#E0112	Control box